

## Guidance to access interactive Twinkl packs

Whilst the children are off school, Twinkl is offering a free Twinkl account to every parent. This means you can access resources for your child at home. We have put links on our school website for resources for each class but to be able to download these you need to create an account first.

To do this go to: [www.twinkl.co.uk/offer](http://www.twinkl.co.uk/offer). It will take you to this page:

twinkl Search 500,000+ resources

Planning | Curriculum Aims | EYFS | KS1 | KS2 | KS3/4 | SEND | EAL | Create

### Already a member?

Sign in to subscribe to premium:

Username or Email:

Password:

Offer Code  
UKTWINKLHELPS

Subscribe now!

[Forgot password?](#)  
[Need help logging in?](#)

### New to Twinkl?

Create an account and subscribe to premium:

Email address:

Password:

Occupation:  
Please select...

Offer Code  
UKTWINKLHELPS

Signup & Subscribe now!

Use your email address, choose a password, select 'Parent' for occupation and enter the offer code: UKTWINKLHELPS. Then click, Signup and Subscribe now! Write down your password somewhere safe.

Once you've done this, you will be taken to this page.....:

You can now search for any resources yourself but we recommend you follow the instructions below to find the resources for each class that we are suggesting.

New Home Learning Packs Download for free [click here](#)

twinkl Search 500,000+ resources

Parents | Curriculum Aims | EYFS | KS1 | KS2 | KS3/4 | SEND | EAL | Create

Hey, darcie4645  
You are an Ultimate member

### School Closure Help

EYFS KS1  
KS2 Secondary  
[Using Twinkl during closures](#)

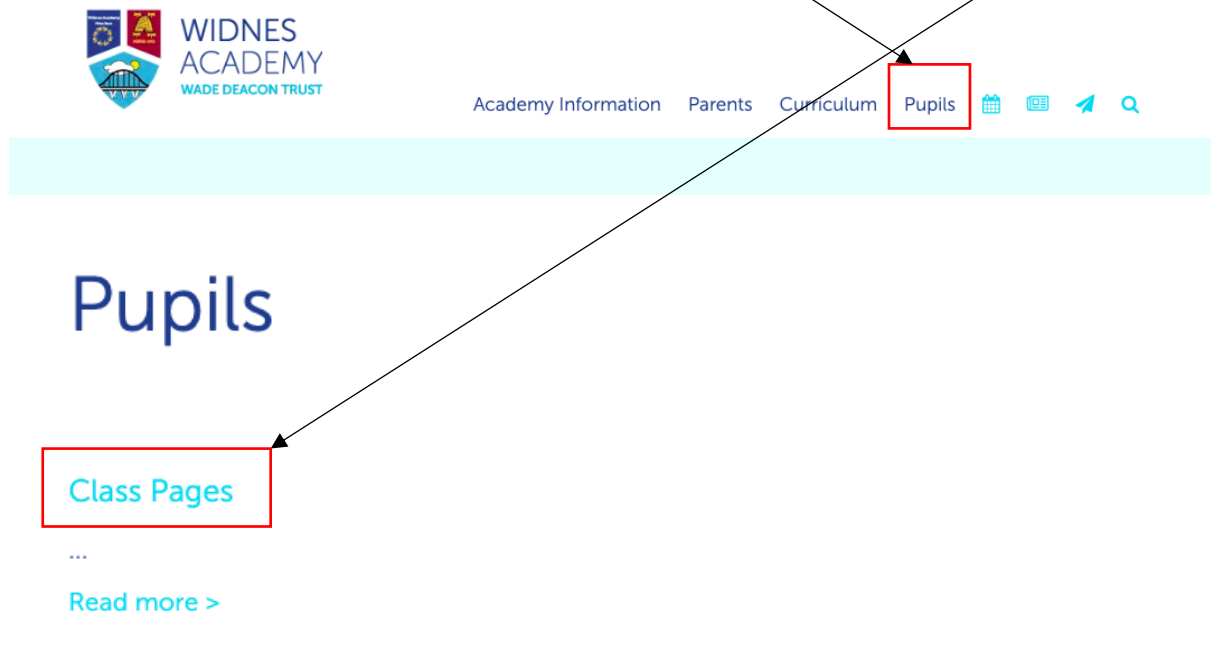
### Help for Parents

[Using Twinkl](#) [Visit our Parents page](#)

Recently Viewed

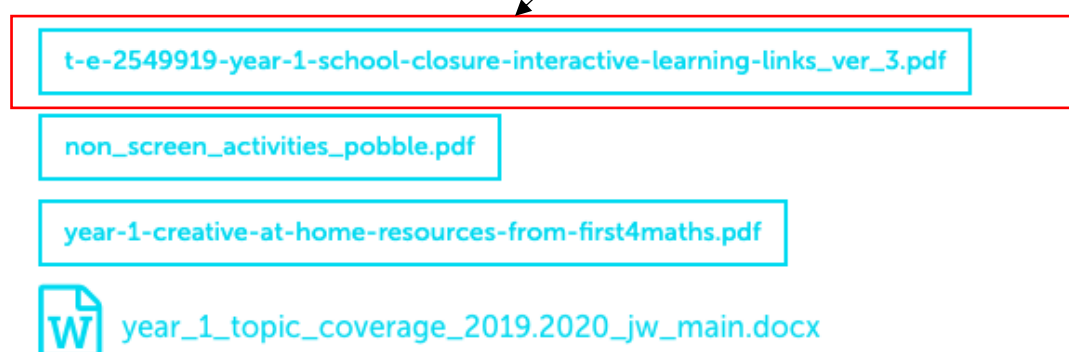
KS1 Guided Reading Picture A... Present Perfect and Past Sim... Finding Missing Angles Displa... Large Angles Properties Poster Computing: Spreadsheets Yea...

1. Go to: <https://www.widnesacademy.co.uk/>
2. When you are on the website, click on **pupils** and then **Class Pages**.



3. Select your child's class, scroll to the bottom of the page and click on the link called **'-school-closure-interactive-learning-links\_ver\_3.pdf'**. Year 1's is below as an example.

DB Primary - access games on there for any topic areas  
[www.funphonics.co.uk](http://www.funphonics.co.uk) - they are allowing parents access to their online resources  
[www.twinkl.co.uk](http://www.twinkl.co.uk)




4. Once you have clicked on the link, a PDF should open up. You can then click on any of the activities and you should be taken straight to a Twinkl page.

## Year 1 School Closure Interactive Learning Links

### Reading

Monday



#### KS1 Guided Reading Picture Activity

Let the Totally Pawsome Reading Gang show you how to read a picture with this fun activity PowerPoint.


**Curriculum Aim:** Year 1 Reading: Making Inferences

Tuesday


#### Phonics Screening Check Weekly Morning Starter PowerPoint 1

Use this handy weekly pack of five morning starter activities as the perfect pre-phonics screening check revision tool.

**Curriculum Aim:** Year 1 Word Reading



Wednesday





#### Inference Picture and Question Cards

The cards show a picture and questions which are asked to support the child in making inferences and predictions.

**Curriculum Aim:** Year 1 Reading: Making Inferences

You should be taken to page that looks like this:





[Membership](#)


[Parents](#) | [Curriculum Aims](#) | [EYFS](#) | [KS1](#) | [KS2](#) | [KS3/4](#) | [SEND](#) | [EAL](#) | [Create](#)

[Key Stage 1 - Year 1, Year 2](#) » [Planning and Assessment](#) » [English Revision](#)

## KS1 Guided Reading Picture Activity


★★★★★ (6 member reviews)





[Save this to my Google Drive™](#)

[Load G-Drive](#)

 [Download Now](#)

5. To download the resource, click '[Download Now](#)'

The screenshot shows the Twinkl website interface. At the top, there is a blue header with the Twinkl logo, a search bar containing 'Search 500,000+ resources', and a 'Membership' button. Below the header, a navigation bar lists categories: Parents, Curriculum Aims, EYFS, KS1, KS2, KS3/4, SEND, EAL, and Create. The main content area displays the breadcrumb 'Key Stage 1 - Year 1, Year 2 » Planning and Assessment » English Revision' and the title 'KS1 Guided Reading Picture Activity'. Below the title, there are five yellow stars and the text '(6 member reviews)'. To the right of the reviews are social media sharing icons for email, Pinterest, Facebook, and a plus sign. The central part of the page features a large, colorful illustration titled 'Read My Picture' showing a classroom scene with children and a teacher. On the left side of this illustration, there are two smaller panels: 'Vocabulary Victor wants to know...' and 'Inference Iggy wants to know...'. At the bottom left, there is a 'Save this to my Google Drive™' button and a 'Load G-Drive' button. A red rectangular box highlights a green 'Download Now' button with a white download icon.